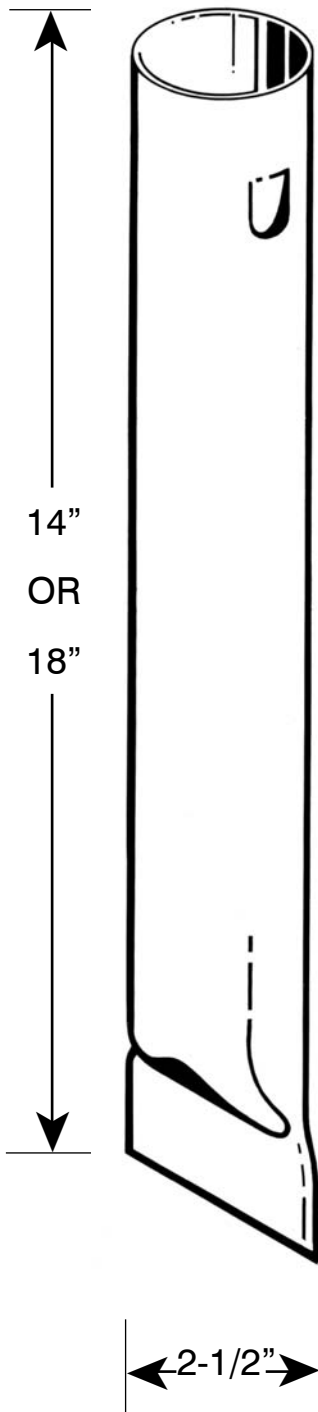
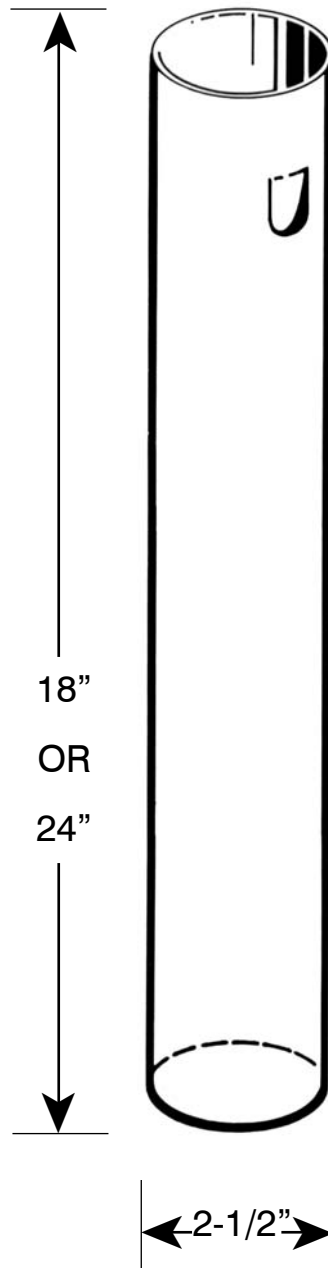


# GROUND ANCHORS



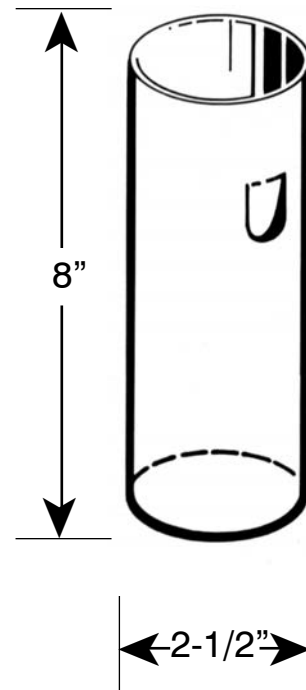
**SHA3 - 18C - - GL**  
18" CLOSED-END SOIL ANCHOR

**SHA5 - 14C - - 9L**  
14" CLOSED -END SOIL ANCHOR



**SHA4 - 18OE - GL**  
18" OPEN-END SOIL ANCHOR

**SHA1 - 08 - - - GL**  
8" OPEN-END CONCRETE ANCHOR



35 EAST WACKER DRIVE, SUITE 1100  
CHICAGO, IL 60601  
PH: (800) 537-8958 FX: (800) 770-6755