



RubberTough 360 sign systems provide a heavy-duty, flexible and low maintenance alternative to traditional steel signage. Each sign post has a unique, durable two-piece omni-directional hinge, which allows the sign to withstand multiple impacts and keep bouncing back. The signs are impact resistant because they are made from a flexible plastic that can easily bend during impact. Custom color posts available. Call for details.

SIGN POST OPTIONS

PORTABLE




Includes 3-1/2" (88.9mm) sign post with single sided sign hardware and a 34" x 15" x 2-1/8" (863.6mm x 381mm x 56mm), 38lb (17.24kg), recycled rubber mat with quick release hardware. Sign Panels not included and must be ordered separately.

Size	Part No.	Panel Size
36" 914.4mm	SR936PCD32WXW	18" - 32" 457.2mm - 812.2mm
48" 1219mm	SR948PCD44WXW	18" - 44" 457.2mm - 1118mm

Double Sided Hardware available.

SOIL ANCHOR SPIKE



Includes 3-1/2" (88.9mm) sign post with hardware to attach a heavy-duty soil anchor spike. See page 6 for soil anchor installation tools. Sign Panels not included and must be ordered separately.

Size	Part No.	Panel Size
36" 914.4mm	SR936GPS32WXW	18" - 32" 457.2mm - 812.2mm
48" 1219mm	SR948GPS44WXW	18" - 44" 457.2mm - 1118mm

Double Sided Hardware available.



BOLT-DOWN SURFACE MOUNT



Includes 3-1/2" (88.9mm) sign post, single sided sign hardware, plastic base and connectors to attach post to base. Can be mounted to asphalt or concrete using galvanized steel self-tapping masonry screws.

Double Sided Hardware available.

Size	Part No.	Panel Size
36" 914.4mm	SR936SMB32WXW	18" - 32" 457.2mm - 812.2mm
48" 1219mm	SR948SMB44WXW	18" - 44" 457.2mm - 1118mm



QUICK RELEASE PORTABLE BASE

Quick release mechanism requires no tools and makes set up and tear down simple.



"The portable sign system is easy to store and transport!"

HEAVY DUTY FLEXIBLE VERTICAL PANELS & SIGNS

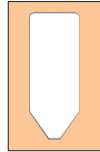
RubberTough panels and signs are available for use with Surface Mount, Soil Anchor and Portable Systems.

WHITE BLANK PANELS

White 0.125" (3.175mm) thick flexible panels with no reflective panels or decals applied. If you want to add your own reflective or decals, please follow the reflective or decal manufacturer's instructions for adhering their product to plastic panels to ensure high quality performance.



8" x 30.75"
203.2mm x 781mm
SRPC5WXX31



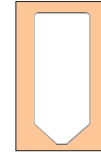
12" x 30.75"
304.8mm x 781mm
SRPB5WXX30



12" x 42.75"
304.8mm x 1086mm
SRPJ5WXX25
(NH pattern)



12" x 42.75"
304.8mm x 1086mm
SRPA5WXX26



18" x 42.75"
457.2mm x 1086mm
SRPAWXX24



24" x 30.75"
609.6mm x 781mm
SRPD55WXX32

ORANGE/WHITE PANELS

High-Intensity Sheeting with 4" (101.6mm) wide Orange and Silver diagonal stripes, sloping down either left, right or center.



8" x 30.75"
203.2mm x 781mm
SRPC50HS01



8" x 30.75"
203.2mm x 781mm
SRPC50HS02



12" x 30.75"
304.8mm x 781mm
SRPB50HS03



12" x 30.75"
304.8mm x 781mm
SRPB50HS04



12" x 42.75"
304.8mm x 1086mm
SRPA50HS05



12" x 42.75"
304.8mm x 1086mm
SRPA50HS06

YELLOW/BLACK PANELS

High-Intensity Sheeting with 4" (101.6mm) wide Yellow and Black diagonal stripes, sloping down either left, right or center out.



8" x 30.75"
203.2mm x 781mm
SRPC5YHA07



8" x 30.75"
203.2mm x 781mm
SRPC5YHA08



12" x 30.75"
304.8mm x 781mm
SRPB5YHA09



12" x 30.75"
304.8mm x 781mm
SRPB5YHA10



12" x 42.75"
304.8mm x 1086mm
SRPA5YHA11



12" x 42.75"
304.8mm x 1086mm
SRPA5YHA12



18" x 30.75"
457.2mm x 781mm
SRPI5WHA23



18" x 42.75"
457.2mm x 781mm
SRPG5WHA18

DIRECTIONAL SIGN PANELS

High-Intensity Sheeting with high quality directional arrows and symbols professionally applied.



12" x 32"
304.8mm x 812.8mm
SRPB50HO16



12" x 24"
304.8mm x 609.6mm
SRPF10HO17



24" x 30.75"
609.6mm x 781mm
SRPD50FS21



24" x 30.75"
609.6mm x 781mm
SRPD50FS20



18" x 18"
457.2mm x 457.2mm
SRPH5WHA19



18" x 24"
457.2mm x 609.6mm
SRPE5WHS22



18" x 30.75"
457.2mm x 781mm
SRPI0HS28



18" x 30.75"
457.2mm x 781mm
SRPI0HS29

PEDESTRIAN CROSSING PANELS

High-Intensity Sheeting with high quality graphics and symbols professionally applied. All Fluorescent Yellow-Green signs use Diamond Grade Reflective Sheeting.



12" x 30.75"
304.8mm x 781mm
SRPB5WHS13



12" x 30.75"
304.8mm x 781mm
SRPB5WHS36



12" x 42.75"
304.8mm x 1086mm
SRPJ5WYF27



12" x 42.75"
304.8mm x 1086mm
SRPJ5WYF35



12" x 42.75"
304.8mm x 1086mm
MUTCD
SRPJ5WYF36



12" x 42.75"
304.8mm x 1086mm
MUTCD
SRPJ5WYF40