



GLARE SCREEN SYSTEM



Uniquely designed for safety and modular economics, SAFE-HIT's Glare Screen System is ideal for delineating median barriers:

- Delineates median barrier.
- Reduces rubbernecking in the work zone.
- Barrier wall can be relocated without removing glare screen.
- Adapts to any size barrier, temporary or permanent.
- Fast, easy installation and replacement.
- SAFE, durable, high impact polymer.
- Allows easy access to highway for maintenance or emergency crews.
- Ideally suited for construction work zones.




SAFE-HIT, 35 EAST WACKER DRIVE, SUITE 1100, CHICAGO, IL 60601
PHONE: (800) 537-8958 • FAX: (800) 770-6755

SAFE-HIT GLARE SCREEN SYSTEM SPECIFICATIONS

1. **DESCRIPTION:** This item shall govern the furnishing, installation and maintenance of modular glare screen units mounted on concrete barrier. The glare screen, which meets or exceeds these specifications, is available from SAFE-HIT, 35 East Wacker Drive, Suite 1100, Chicago, IL 60601 Telephone Number: (800) 537-8958
2. **GENERAL:** The glare screen units are modular, with components consisting of a vertical blade, a base, and horizontal base rails.
3. **MATERIALS:** The glare screen system shall be made of durable impact resistant, nonmetallic, polymeric materials. All materials shall be new.
 - A. The base rails shall be manufactured and assembled in 11" and 24" increments to provide rails that will not cantilever into traffic. Safe-Hit modules are adaptable to any length barrier and should not span any two barrier sections. The system shall be designed to require a maximum of 5 assemblies and anchor bolts per 10-foot section and one additional assembly and anchor bolt for a 12-foot section.
 - B. The system will require a nonmetallic base, designed so the flexible blade can be retained in place by two friction locking pins. These pins can be easily removed for maintenance.
 - C. Glare screen blades shall be green. They will have a nominal width of 9 inches and a height of up to 30 inches. The combined effect of the blade width and spacing will provide a minimum 22-degree cutoff angle.
 - D. The system shall be designed to be installed using an anchor directly into the barrier wall at each blade and base location. Blades will not be bolted directly to the base rail. Attachment shall be by means of a mechanical system specified by the manufacturer.
 - E. Reflective sheeting may be placed on blades in the color, position and interval as required by the using agency.
4. **PERFORMANCE:** The blade, base and rail shall be made of high impact polymeric materials with sufficient strength to withstand 5 impacts beginning with 15 MPH, and progressing through 25 MPH, 35 MPH, 45 MPH, and 55 MPH respectively. The device used for impacting the glare screen shall be a horizontal steel bar with a 16" by 24" plastic covered steel plate attached to simulate truck bumpers, trailers, and wide or overhanging loads. The lowest point of impact by the steel plate will be 10 inches above the top of the barrier wall. After 5 impacts all blades will remain attached to the system, stand erect, be serviceable, and exhibit no delaminating or cracking. Additional information on testing procedures and test results are available from Safe-Hit.

GLARE SCREEN SYSTEM

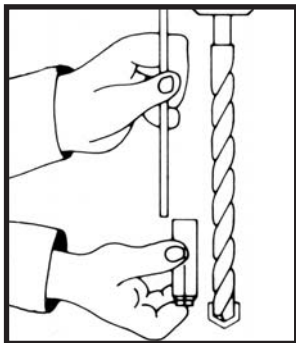
HILTI DROP-IN ANCHOR (HDI)**ADVANTAGES**

- SHALLOW EMBEDMENT DEPTH
- INTERNAL (FEMALE) THREAD
- ANCHOR IS FLUSH WITH BASE MATERIAL

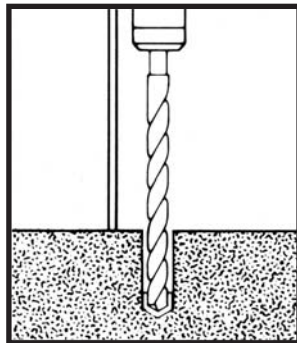
ITEM NUMBER:..... 000457531

DESCRIPTION HDI 3/8"

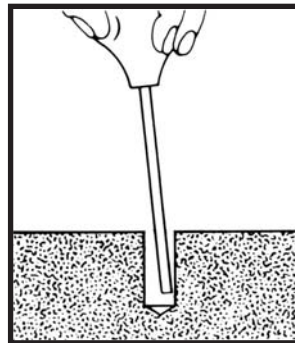
ANCHOR SIZE:..... 3/8"

EMBEDMENT AND
ANCHOR LENGTH:..... 1-9/16"HILTI DRILL BIT
DIAMETER:..... 1/2"4000 PSI CONCRETE:
TENSION (LBS) 4942
SHEAR (LBS)..... 4225**SETTING TOOL FOR HDI ANCHORS****HST 3/8" SETTING TOOL****INSTALLATION INSTRUCTIONS**

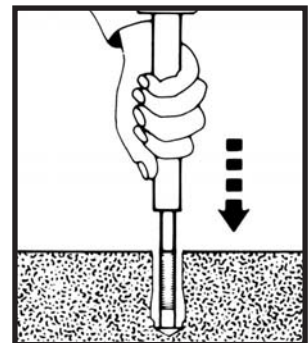
1. ADJUST DEPTH GAUGE



2. HAMMER HOLE



3. CLEAN HOLE

4. INSTALL ANCHOR USING
PROPER SETTING TOOL

COMPONENTS

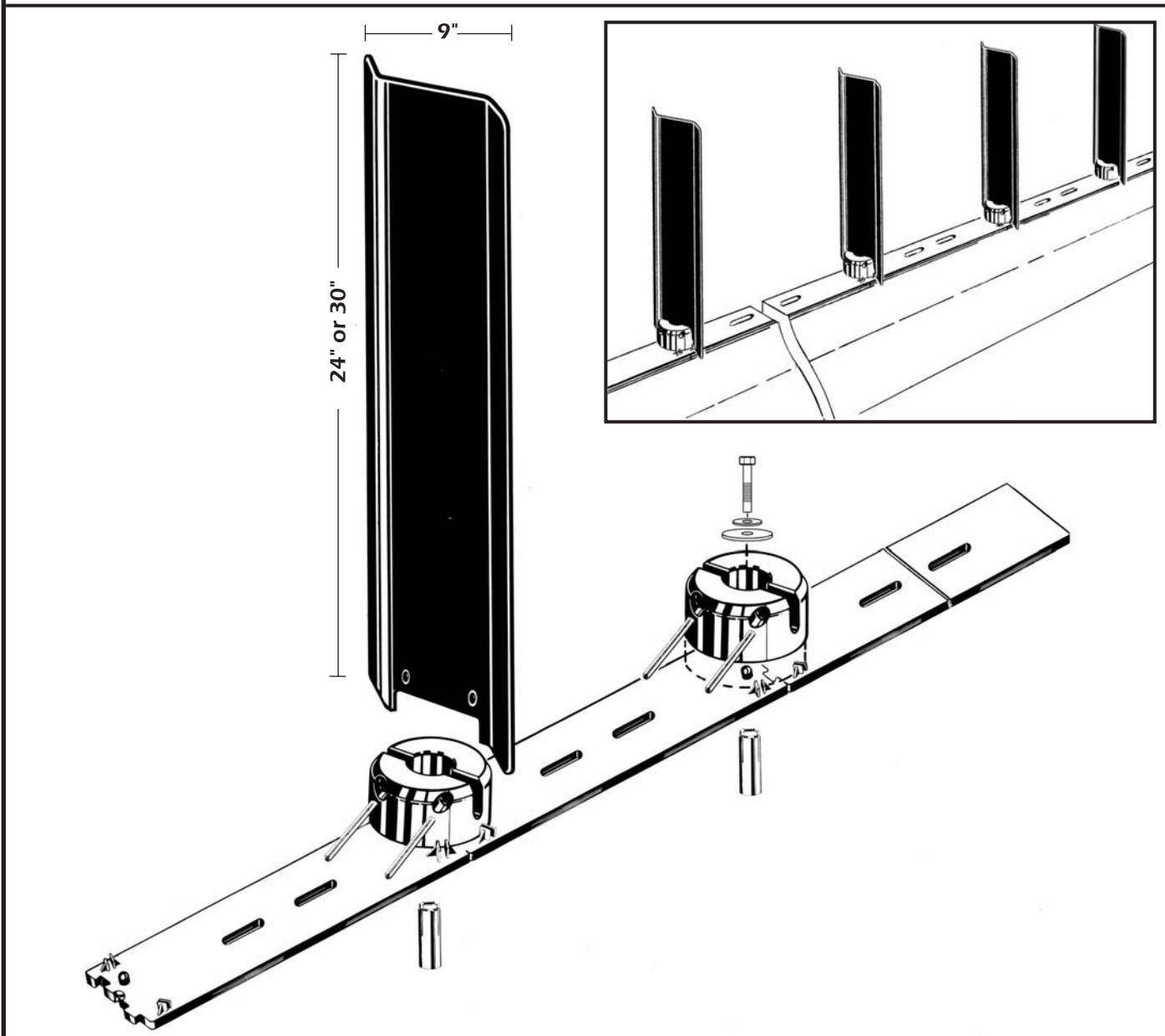

BLADE ASSEMBLY: 9" x 24" or 30" .093 green high impact polymer with radius corners.
Weight 1.03 lbs. each

BLADE BASE: 4-3/4" x 1-7/8" Black high impact polymer.
Weight: .58 lbs. each.

BASE RAIL SECTION: 5-1/2" x 24" x 5/8" White high impact polymer.
Weight 1.50 lbs. each

HALF RAIL SECTION: 5-1/2" x 11" x 5/8" White high impact polymer.
Weight .75 lbs. each.

SHIPPING WEIGHT: 1.55 lbs. per lineal foot.



SAFE-HIT, 35 EAST WACKER DRIVE, SUITE 1100, CHICAGO, IL 60601
PHONE: (800) 537-8958 • FAX: (800) 770-6755