

## BARRIER MARKERS

**SAFE-HIT BARRIER MARKERS** are used to delineate Jersey Barrier and can be used as a mile marker, drain marker or call box marker.

Yellow or white post, flattened on top with one 3" x 9" (76.2mm x 228.6mm) Amber reflective strip and an RBM Base.



Size		Part No.
<b>Yellow</b>		
16"	406.4mm	SH216RBM-YA
24"	609.6mm	SH224RBM-YA
<b>White</b>		
16"	406.4mm	SH216RBM-WS
24"	609.6mm	SH224RBM-WS

## FIRE HYDRANT MARKERS

**SAFE-HIT HYDRANT MARKERS** help fire department personnel quickly locate hydrants during heavy snow or when hydrants are located in tall vegetation areas. They also help reduce the risk of damage during snow plowing operations. The flexible post does not obstruct access to the hydrant.







Part	Description	Size	Part No.
FIRE HYDRANT MARKER - With Mounting Bracket	Blue post, flattened on top with one FHM decal and FHM mounting bracket	48" 1219mm	SH248FHM--UL
FIRE HYDRANT MARKER - Soil Mount Anchor	Blue post, flattened on top with one FHM decal and 18" (457.2mm) driveable anchor	48" 1219mm	SH248GP3--UL
FIRE HYDRANT MARKER - Surface Mount Anchor	Blue post, flattened on top with one FHM decal and Surface Mount Pin Lock Base (SMA)	48" 1219mm	SH248SMA--UL
EXTRA FHM DECAL	For double-sided marking	3" x 12" 76.2mm x 304.8mm	SH-MD0150

## CERTIFIED AIRPORT MARKER SYSTEMS

Safe-Hit reboundable airport markers are tested and certified by ETL to the FAA's L-853 standard and are certified by ETL to meet the specifications of the FAA Advisory Circular: 150/5345-39C.

All airport markers utilize hi-intensity retroreflective sheeting. The posts are made of co-extruded polyethylene with U.V. inhibitors and can be installed in/on soil, asphalt or concrete. Safe-Hit Airport Markers utilize only high strength plastic fasteners resulting in a product that is superior in corrosion resistance and long term performance. This combined with the self restoring nature of the Safe-Hit Airport Marker helps keep life cycle costs among the lowest in the industry.

	<b>Taxiway Marker</b> Blue Reflective White Post	<b>Description</b> 18" Surface Mount 18" with 18" Soil Anchor 24" Surface Mount 24" with 18" Soil Anchor 30" Surface Mount 30" with 18" Soil Anchor	<b>Part Number</b> SH618SMA--WB-14 SH618GP3--WB-14 SH624SMA--WB-14 SH624GP3--WB-14 SH630SMA--WB-14 SH630GP3--WB-14
	<b>Runway Edge Marker</b> White Reflective White Post	<b>Description</b> 18" Surface Mount 18" with 18" Soil Anchor 24" Surface Mount 24" with 18" Soil Anchor 30" Surface Mount 30" with 18" Soil Anchor	<b>Part Number</b> SH618SMA--WS-14 SH618GP3--WS-14 SH624SMA--WS-14 SH624GP3--WS-14 SH630SMA--WS-14 SH630GP3--WS-14
	<b>Runway Threshold Marker</b> Red Reflective White Post	<b>Description</b> 18" Surface Mount 18" with 18" Soil Anchor 24" Surface Mount 24" with 18" Soil Anchor 30" Surface Mount 30" with 18" Soil Anchor	<b>Part Number</b> SH618SMA--WR-14 SH618GP3--WR-14 SH624SMA--WR-14 SH624GP3--WR-14 SH630SMA--WR-14 SH630GP3--WR-14
	<b>Runway End Marker</b> Green Reflective White Post	<b>Description</b> 18" Surface Mount 18" with 18" Soil Anchor 24" Surface Mount 24" with 18" Soil Anchor 30" Surface Mount 30" with 18" Soil Anchor	<b>Part Number</b> SH618SMA--WG-14 SH618GP3--WG-14 SH624SMA--WG-14 SH624GP3--WG-14 SH630SMA--WG-14 SH630GP3--WG-14

